

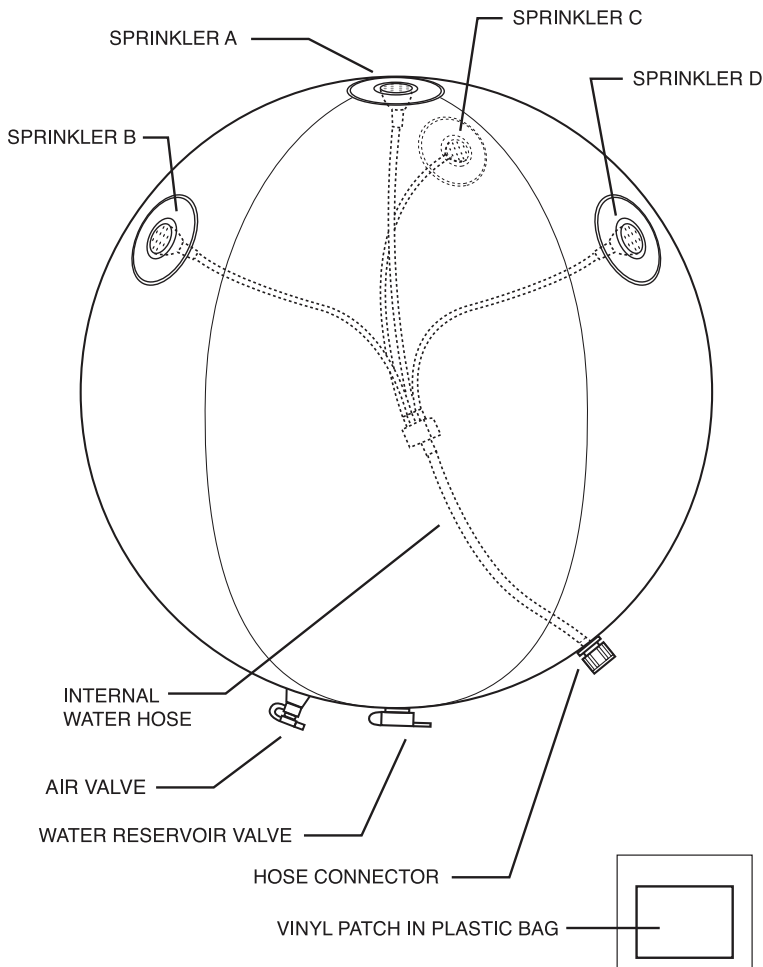


BEACH BALL SPRINKLER

Instructions

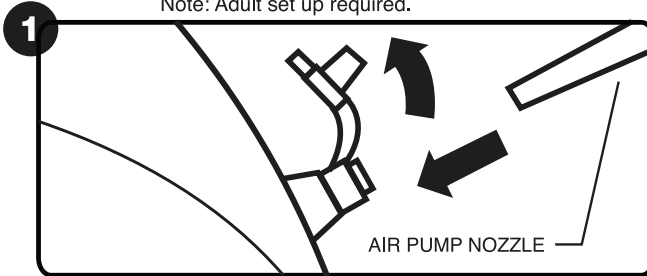
AGES
3+

CONTENTS

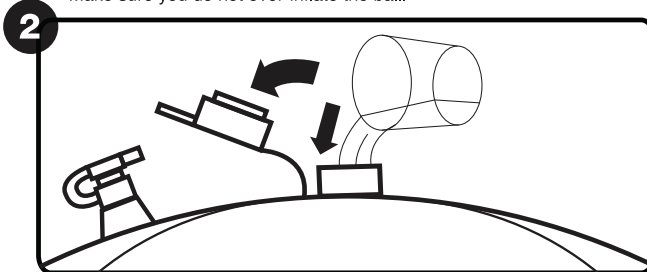


SET UP

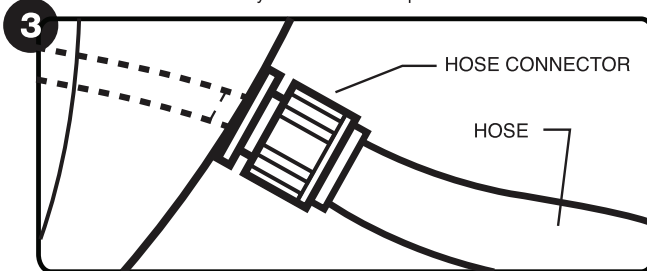
Note: Adult set up required.



To inflate the ball, open the bottom air valve. Use an air pump (not included) to inflate and close the valve quickly so no air escapes. Make sure you do not over-inflate the ball.



The ball needs to have weight in the bottom so it doesn't roll around. Open the water reservoir valve and fill the reservoir. Close the valve securely so no water escapes.



Attach a garden hose to the ball by rotating the hose connector. Turn the hose on and change the water pressure if needed.

REPAIRING YOUR BEACH BALL SPRINKLER

After extended use, it is possible that the ball could get a hole in it. Use the provided vinyl patch to fix any damaged surface. Make sure the ball is deflated and follow these steps.

- STEP 1: Cut a vinyl patch that is big enough to cover the hole.
- STEP 2: Clean the surface area and let it dry.
- STEP 3: Remove the paper backing from the vinyl patch.
- STEP 4: Press the patch over the hole with pressure.
- STEP 5: After at least 20 minutes, inflate the ball.

WARNING

WARNING:

This product is intended for use by children over 18 months and up. Water left inside garden hose or sprinkler for an extended period of time may become very hot. Allow water to run a short time before each use. Drain product before storage. This product is intended to be used as a toy and not as a personal flotation device. Use only with adult supervision. Do not leave children unattended. Do not allow children to hang on, stand on, or tackle this product. Shut off water at spigot when product is not in use.

KEEP THIS SHEET FOR REFERENCE AS IT CONTAINS IMPORTANT INFORMATION.

©2010 Discovery Communications, LLC. Discovery Kids and the Discovery Kids logo are trademarks of Discovery Communications, LLC, used under license. All rights reserved. discoverykids.com

©2010 MerchSource, LLC. All rights reserved. Distributed by MerchSource, LLC, Foothill Ranch, CA 92610.

For customer service support, please visit www.mscustomer care.com or call 1-800-374-2744

Printed in China



WARNING:

CHOKING HAZARD - Small Parts
Not for children under 3+.
Adult Supervision Required



WARNING:

ADULT ASSEMBLY REQUIRED
Unassembled hardware in this package may be a choking hazard to children.