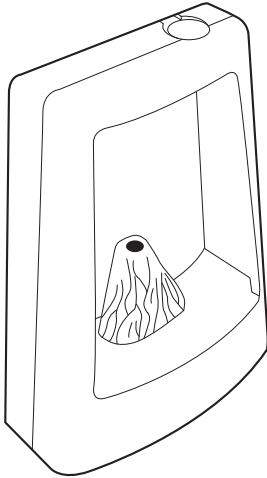




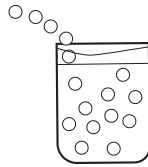
# ANIMATED VOLCANO LAMP

## Instructions

### CONTENTS



(1) VOLCANO




(2) BAG OF BEADS

### ASSEMBLY

Note: Setup requires adult supervision.

1



Pour water into the tank.




Do not use tap water



Use bottled/distilled water


Unscrew cap and slowly pour water into tank until full. Do not overfill tank.

2



Add 2-3 drops of liquid dishwashing detergent.

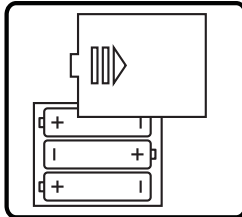
3



(1) Soak beads in water for 30 minutes before initial operation.  
(2) Pour beads directly in the tank without handling them (the oils from your fingers could affect their flotation).  
(3) Screw cap back on tank.

### BATTERY INFORMATION

- Ensure that cap is screwed on securely to top of lamp. Turn volcano lamp upside down to access battery compartment door.
- Open battery door and place 3 "AA" batteries in compartment according to polarity in diagram.
- Close battery door.



#### WARNING:

THIS ITEM IS INTENDED FOR DECORATIVE PURPOSES ONLY. IT IS NOT A TOY, AND SHOULD NEVER BE USED WITHOUT ADULT SUPERVISION. THE ITEM SHOULD BE PLACED ON A FLAT SURFACE OUTSIDE THE REACH OF CHILDREN.

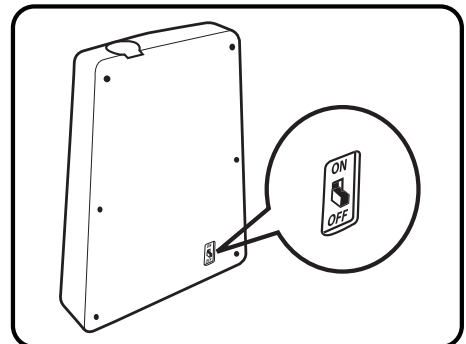
Requires 3 "AA" batteries (not included). See above diagram for correct polarity.

#### BATTERY WARNING:

- Do not mix alkaline, standard (carbon-zinc) and rechargeable batteries (nickel hydride).
- Do not mix old and new batteries.
- Non-rechargeable batteries are not to be recharged.
- Rechargeable batteries are to be removed from the unit before being charged.
- Rechargeable batteries are only to be charged under adult supervision.
- Exhausted batteries are to be removed.
- The supply terminals are not to be short-circuited.
- Only batteries of the same or equivalent type as recommended are to be used.
- Batteries are to be inserted with the correct polarity (see diagram).

KEEP THIS PACKAGE FOR REFERENCE AS IT CONTAINS IMPORTANT INFORMATION.

### OPERATION



- Turn on switch to activate volcano.
- Turn off switch when not in use.

#### OFFICIAL LICENSED PRODUCT

©2009 Discovery Communications, LLC. Discovery Kids and the Discovery Kids logo are trademarks of Discovery Communications, LLC, used under license. All rights reserved. discoverykids.com

©2009 MerchSource, LLC. All rights reserved. Distributed by MerchSource, LLC, Foothill Ranch, CA 92610.

PATENT PENDING



**WARNING:**  
**CHOKING HAZARD**—Small parts.  
Not for children under 3 +.  
Adult Supervision Required.